

HIGH RISK SUCKING PESTS LIKE



CAUSE SEVERE CROP DAMAGE



PROTECT CROPS WITH

BARRIX MAGIC STICKER



Chromatic Traps - Yellow Roll



24 x 7
protection in
all seasons

Approved and accredited by:

PACKAGE DETAILS

1 case = 6 Barrix Magic Sticker Yellow Rolls



USAGE PER ACRE

Identification



1

Barrix Magic Sticker
Chromatic Trap
Yellow Roll

Monitoring



2-3

Barrix Magic Sticker
Chromatic Trap
Yellow Rolls




STAGES TO USE



Vegetative



Flowering



Fruiting



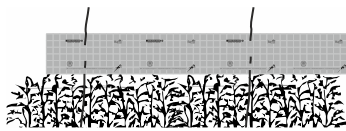
Harvesting



Note: **Special features** are same as
Barrix Magic Sticker Chromatic Trap sheet

How to Use

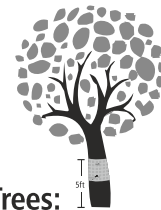
1. Insert a stick through slots and place them near crop foliage as shown




Short stature crops:
Place sticks in soil so trap is
just above the foliage



Row crops:
Fix trap along row




Trees:
Wrap around the trunk



Tall crops:
Plant 5 feet above the
ground level



Creeper / Vines:
Fix the trap under the canopy



Green House:
Use near vents and doors

2. After installation, to remove gum from your hands, apply coconut oil or cooking oil and wash with soap and water

RECOMMENDED FOR CROPS LIKE



Cereals



Pulses



Oil Seeds



Fruits



Vegetables



Floricultural &
Medicinal Crops



Plantation &
Spice Crops



Commercial
Crops